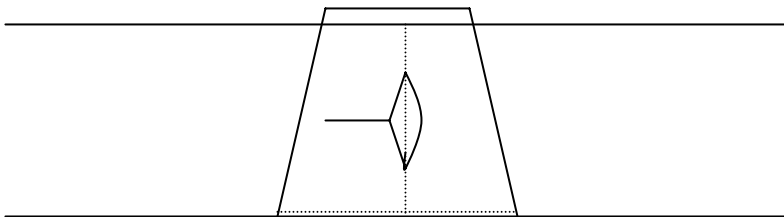


Kittel Assembly

To help us assemble the kittel with holy intent, we say the following

We clothe you in our common cloth. May you enter the earth as a child, returning to the heart of your mother. May your soul be free to merge with the Eternal.

Open the kittel body piece 'outside' up, and place the wide edge of the kittel sleeve along the side edge of the body of the kittel, with the center line of the sleeve pinned to the fold line at the top of the shoulders. Sew the sleeve to the body piece; repeat on other side.

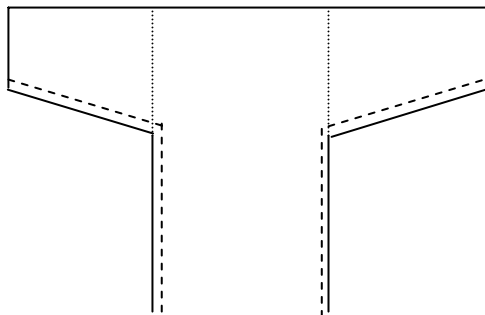


Turn the exposed seams to the outside, folding the garment at the shoulder line and matching the sleeves at the underarm edges and the body of the kittel at the sides. Sew side seams and underarms, saying this blessing:

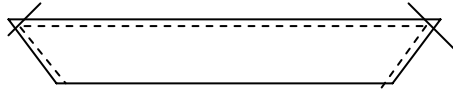
נברך את עין החיים יוצרת הגוף כלי הנשמה

Nevarech et eyn ha'chayim yotzeret haguf k'li hashema.

We bless the source of life which creates the body, vessel of the soul

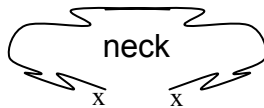


Kittel Collar



Sew long edge and ends, trim corners, and turn right side out. Press. On collar short edge, divide in quarters of length and mark with pins (center back and shoulder folds will match these points.)

Pin edges of center back of collar and kittel together. Pleat the center back of kittel neck, and pleat the front neckline of kittel to fit collar. Baste. Turn work, and turn under and press the other short edge of collar. Sew that edge over the pleated raw neck edges. Attach 15" strips of cloth to the places marked X for ties.



Upon completing the garment say:

שׁוֹשׁ אֲשִׁישׁ בִּיהוּהַ תִּגְלוֹ נַפְשִׁי בְּאֱלֹהֵי כִי הִלְבִּישָׁנִי בְּגָדֵי-יֵשׁוּעַ

Sos assis b'Adonai, tagel nafshi, b'Elohai, ki hilibshani bigdey yeshah

I will greatly rejoice in the Eternal, my soul shall be joyful in my G-d. For G-d has clothed me with garments of salvation. (Isaiah 61:10)