

Mitznepheth (headcover and face cover) assembly

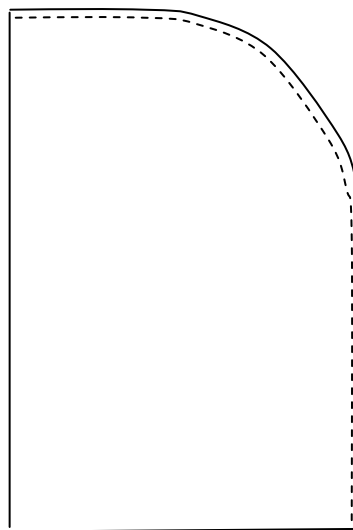
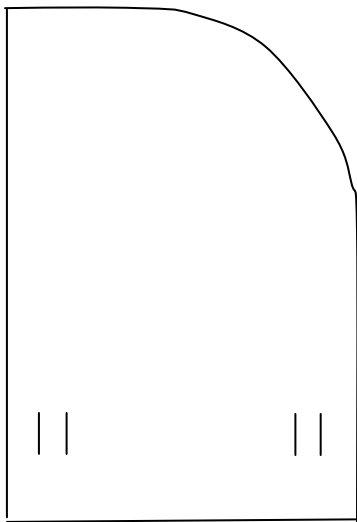
To help us make the head cover with holy intent, we say the following

We clothe you in our common cloth. May you enter the earth as a child, returning to the heart of your mother. May your soul be free to merge with the Eternal.

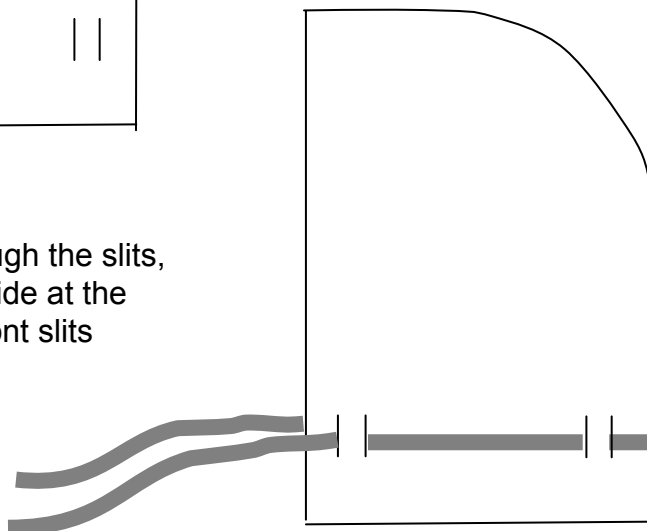
If there is a fold in the cloth, turn it inside out before sewing.
Stitch the seam from the center-front of the brow over the top of the head.

Turn right side out and press.

Make a series of vertical slits
11-12" from the top of the head piece.



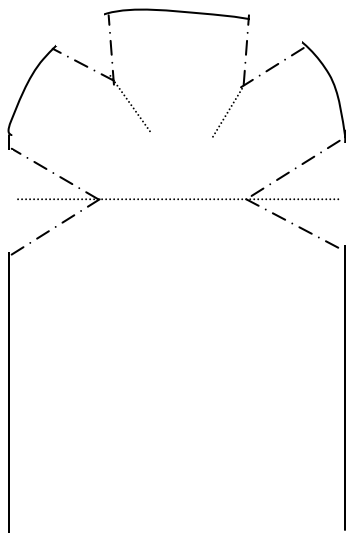
Thread a neck tie through the slits,
with the tie to the out side at the
center back and the front slits



The Face Cover is made from scrap cloth, so it might be tapered in shape or straight. The assembly is done by adding darts so it conforms to the shape of the top of the head and the face.

..... Fold

Stitch



Upon completing the pieces say:

שׁוֹשׁ אֲשִׁישׁ בִּיהוָה תִּגְלַנְפְּשִׁי בְּאֱלֹהֵי כִי הִלְבִּישָׁנִי בְּגָדֵי-יֵשַׁע

Sos assis b'Adonai, tagel nafshi, b'Elohai, ki hilbishani bigdey yeshah

I will greatly rejoice in the Eternal, my soul shall be joyful in my G-d. For G-d has clothed me with garments of salvation. (Isaiah 61:10)